



PRE SHREDDING



SHREDDING



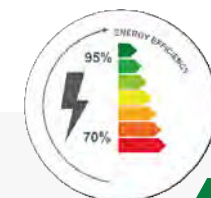
SORTING



DEDUSTING



# EZR 2500e / 99e



## APPLICATION SPECIALITIES



BALES



MIX SCRAP



CAR LOG



ALUMINUM BALES



CAR BODY



CASTING



**ELECTRIC DRIVE / BEST PROTECTION FOR SHREDDERS / BEST ENERGY EFFICIENCY**

✦ The MTB Pre-Shredder is an ideal pre-process for an automobile shredder to reduce the risk of explosions and unshreddables while improving product quality and throughput. The unique modular design offers a quick installation, reduced infrastructure costs, pre-plumbed hydraulics and is maintenance

**HIGH TORQUE e-DRIVE WITH INVERTER**



**MODULAR VERSION**


- 3 x 20 ft container
- Simplified fondation
- Possible integration of slewing output conveyor

**TECHNICAL DATA**

DRIVE ENERGY EFFICIENCY	92 %
POWER	800 KW / 1070 HP
FORCE AT TOOTH END	67 T
ROTOR HIGH SPEED	0 - 20 RPM




**EXCHANGEABLE CLAW**



**SHAFTS**

→ Length : 2500 mm / 99 inches



**ADJUSTABLE SHAFT SPACING**

→ Flexible output sizing

**EASY MAINTENANCE**

- Hydraulic frame opening
- Secure access for maintenance



## OUR PREMIUM SERVICES

- Customized engineering
- Experience from being operator
- On-site installation and commissioning
- Training on both operation and crane feeding
- Ultra-responsive customer service