



PRE SHREDDING



SHREDDING



SORTING



DEDUSTING



# EZR 2500e / 99e

## APPLICATION SPECIALITIES



BALES




MIX SCRAP




CAR LOG




ALUMINUM BALES



CAR BODY



CASTING



B

ELECTRIC DRIVE / BEST PROTECTION FOR SHREDDERS / BEST ENERGY EFFICIENCY

+ The MTB Pre-Shredder is an ideal pre-process for an automobile shredder to reduce the risk of explosions and unshreddables while improving product quality and throughput. The unique modular design offers a quick installation, reduced infrastructure costs, pre-plumbed hydraulics and is maintenance

**HIGH TORQUE e-DRIVE WITH INVERTER**




**MODULAR VERSION**

- 3 x 20 ft container
- Simplified fondation
- Possible integration of slewing output conveyor

**TECHNICAL DATA**


DRIVE ENERGY EFFICIENCY	92 %
POWER	800 KW / 1070 HP
FORCE AT TOOTH END	67 T
ROTOR HIGH SPEED	20 RPM

**EXCHANGEABLE CLAW**



**SHAFTS**

- Length : 2500 mm / 99 inches
- Diameter : 1600 mm / 63 inches



**ADJUSTABLE SHAFT SPACING**

- Flexible output sizing

**EASY MAINTENANCE**

- Hydraulic frame opening
- Secure access for maintenance



## OUR PREMIUM SERVICES

- Customized engineering
- Experience from being operator
- On-site installation and commissioning
- Training on both operation and crane feeding
- Ultra-responsive customer service