

DOUBLE SHAFT PRE SHREDDERS



PRE SHREDDING



SHREDDING



SORTING



DEDUSTING



EZR 2500e / 99e

APPLICATION SPECIALITIES



BALES




MIX SCRAP




CAR LOG



ALUMINUM BALES



CAR BODY



CASTING



ELECTRIC DRIVE / BEST PROTECTION FOR SHREDDERS / ADJUSTABLE OUTPUT SIZING

✚ The Pre-Shredder allows our customers a simple and unintrusive way to expand their business by maximizing the utilization of existing assets. MTB Pre-Shredders revolutionize existing shredder operations with its ability to increase production and decrease operating costs and downtime.




HIGH TORQUE e-DRIVE WITH INVERTER



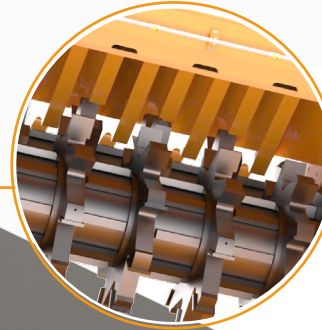
MODULAR VERSION

- 3 x 20 ft container
- Simplified fondation
- Possible integration of slewing output conveyor

TECHNICAL DATA


 POWER	1300 KW / 1750 HP
 FORCE AT TOOTH END	67 T
 ROTOR HIGH SPEED	18/21 RPM

EXCHANGEABLE CLAW



SHAFTS

- Length : 2500 mm / 99 inches
- Diameter : 1600 mm / 63 inches



ADJUSTABLE SHAFT SPACING

EASY MAINTENANCE


- Hydraulic frame opening
- Secure access for maintenance





OUR PREMIUM SERVICES

- Customized engineering
- Experience from being operator
- On-site installation and commissioning
- Training on both operation and crane feeding
- Ultra-responsive customer service

MTB Manufacturing
Parc d'Activités des Balmes Dauphinoises
3553 Route de Chamont - 38890 St Chef - FRANCE

 +33 474 928 768

 info@mtb.fr

 www.mtb.fr